

Year 2



Rabbits

Yr 1

Miss Pope

Mrs Eastwood



Moles

Yr 2

Mrs Ham

Miss Coles

Timetable

Year 2 Weekly Timetable

	Morning (0845-1030)			Morning (1045-1210)			Afternoon (1310-1515)
Monday	0845-0900 Early Morning Work	0900-1000 Read Write Inc 1000-1030 English	K	1045-1105 Handwriting 1110-1210 Maths	H	1310-1350 Maths Fluency Phonics 1350-1450 Topic 1450-1515 Assembly	
Tuesday	0845-0900 Early Morning Work	0900-1000 Read Write Inc 1000-1030 English	A	1045-1105 Handwriting 1110-1210 Maths	C	1310-1350 Maths Fluency Phonics 1350-1515 Topic	
Wednesday	0845-0900 Early Morning Work	0900-1000 Read Write Inc 1000-1030 English	E	1045-1105 Handwriting 1110-1210 Maths	N	1310-1350 Maths Fluency Phonics 1350-1515 Topic OR Outdoor Learning	
Thursday	0845-0900 Early Morning Work	0900-1000 Read Write Inc 1000-1030 English	R	1045-1105 Handwriting 1110-1210 Maths	U	1310-1350 Maths Fluency Phonics 1350-1515 Topic	
Friday	0845-0900 Early Morning Work	0900-1000 Read Write Inc 1000-1030 English	B	1045-1105 Handwriting 1110-1210 Maths	L	1310-1350 Maths Fluency Phonics 1350-1450 PE 1450-1515 Assembly	

Topics

- ▶ Unique You and Marvellous Me
- ▶ Fire! Fire!
- ▶ Ready, Steady, Go!
- ▶ Where's Woodlands
- ▶ Express Yourself
- ▶ Safari Adventure

Knowledge Organiser

Art - Pablo Picasso

Who was Picasso?

Picasso was a cubist artist.
He was born in 1881.

Key Vocabulary

line shape colour



The Weeping Woman

Unique You and Marvellous Me

Science

Needs:



Wants:

RE/PSHE

What does belonging mean?


- safe
- happy
- respected

What are communities?

- a group of people
- somewhere we belong
- they have a sacred place

<u>Christianity</u>	<u>Islam</u>	<u>Woodlands</u>

Reading at Home



Book bag books


Library Book

Accelerated Reader



- ▶ At Woodlands, when children have completed their phonics program, we move them on to a reading scheme called Accelerated Reader. This transition usually happens at towards the end of Year 2 / start of Year 3.
- ▶ All of the books in the library have a number on the side (e.g. 2.6). Generally, the higher the number, the harder the book.
- ▶ Children make the most progress in KS2 if they read books that are 'just right' for them most of the time.
- ▶ We therefore assess the children half termly through a Star Test on an iPad, this gives children a reading range or ZPD (e.g. 3.5-4.2)
- ▶ When the children go to the library, they choose a book within this range most of the time.
- ▶ When the children finish a book, they take a quiz. If they score 80% or above, this shows that they have a good understanding of the text.
- ▶ For half a term, children choose books in the same reading range (or ZPD). If children are regularly scoring 100% we might encourage them to choose a book higher up their reading range. Likewise, if they are scoring below 80% frequently, we might encourage them to choose a book towards the lower end of their reading range
- ▶ Children are awarded points for every book they read so that we can monitor their reading achievements
- ▶ Children can read their own books from home and quiz on these too. These books might be slightly harder or easier than their reading range but that's OK as we want children to develop a love of reading
- ▶ Usually a ZPD increases over the year so children can access different books in the library

Maths at school




Mastering number
programme with
rekenrek

The baker has 1193 cookies
left.



What you can do at home to support maths understanding



Any maths game with dice and number cards or online

+	0	1	2	3	4	5	6	7	8	9	10
0	0+0	0+1	0+2	0+3	0+4	0+5	0+6	0+7	0+8	0+9	0+10
1	1+0	1+1	1+2	1+3	1+4	1+5	1+6	1+7	1+8	1+9	1+10
2	2+0	2+1	2+2	2+3	2+4	2+5	2+6	2+7	2+8	2+9	2+10
3	3+0	3+1	3+2	3+3	3+4	3+5	3+6	3+7	3+8	3+9	3+10
4	4+0	4+1	4+2	4+3	4+4	4+5	4+6	4+7	4+8	4+9	4+10
5	5+0	5+1	5+2	5+3	5+4	5+5	5+6	5+7	5+8	5+9	5+10
6	6+0	6+1	6+2	6+3	6+4	6+5	6+6	6+7	6+8	6+9	6+10
7	7+0	7+1	7+2	7+3	7+4	7+5	7+6	7+7	7+8	7+9	7+10
8	8+0	8+1	8+2	8+3	8+4	8+5	8+6	8+7	8+8	8+9	8+10
9	9+0	9+1	9+2	9+3	9+4	9+5	9+6	9+7	9+8	9+9	9+10
10	10+0	10+1	10+2	10+3	10+4	10+5	10+6	10+7	10+8	10+9	10+10

Number bonds and addition and subtraction facts



10x 2x 5x
and their division facts too

Homework Sheet

<i>Y2 Homework Grid</i> <i>Unique You and Marvellous Me</i>	<u>Knowing/Understanding</u> <u>Hand in: 21st September</u>	<u>Applying</u> <u>Hand in: 28th September</u>	<u>Analysing</u> <u>Hand in: 5th October</u>	<u>Creating</u> <u>Hand in: 12th October</u>	<u>Evaluating</u> <u>Hand in: 19th October</u>
<u>English</u> I enjoy writing and speaking.	Draw a picture of yourself and your family. Label the features that make you all unique and marvellous.	Think about your favourite character from a tale. Write sentences about what makes them unique and special. Perhaps you could compare them to one of your family members from last week.	Find a version of Little Red Riding Hood. Compare it to the version we are reading in class. How are they the same? How are they different?	Innovate (change) one of your favourite stories you read this week. Show your story as a puppet show, a play or a stop/start animation (there are great apps for this).	Write a book review for one of your favourite stories.
<u>Topic</u> I enjoy finding out about the world.	Design a poster to show what you know about Pablo Picasso. Can you learn anything new?	Choose your favourite Picasso painting. Can you recreate it using any art medium you like?	Choose a creature and show what it wants and needs to survive.	Create a special place at home (just as Christians go to their special place - church).	Think about your time in year 2 so far. What has helped you to feel like you belong?
<u>Kinesthetic</u> I enjoy doing hands on activities, sports and dance.	Find a picture of yourself as a baby and a toddler. Talk to your adult about the things you could do at that age. How have you changed as you've grown older?	Predict what you will look like as an adult. Draw yourself and write the things you think you'll be able to do.	Take part in your community (sports club, rainbows, church etc.). How did it make you feel to be part of the group?	Make a scene to show people in a community coming together. You could use lego, junk modelling, paint, Plasticine - anything you like.	Make up a song that celebrates people coming together. You might want to perform it or send a video to your teacher on teams.

Homework to be handed in on a Wednesday and Book will be handed back on the Friday.
We will introduce spellings per week in the Spring Term

Expectations at home

- ▶ Please listen to your child read their RWI books 5 times a week
- ▶ Read to your child regularly either a chapter book or library book
- ▶ Complete an hour of homework a week from the grid of activities given
- ▶ Develop your child's number fluency

PE and Outdoor Learning



If you have any questions or concerns:

- ▶ Email admin@woodlandspark.devon.sch.uk for an email to be passed on to their teacher
- ▶ Ask to speak to your child's teacher at the end of the day
- ▶ Send in a written message for us to read