

Y2 Homework Grid	<u>Hand in: 1/3/23</u>	<u>Hand in: 8/3/23</u>	<u>Hand in: 15/3/23</u>	<u>Hand in: 22/3/23</u>	<u>Hand in: 29/3/23</u>
<b><u>English</u></b>	Choose your favourite animal and describe it. Try and use two adjectives with a comma in between them before the noun. An elephant has a <b>long, wrinkly</b> trunk.	Write a menu for your own restaurant: at least one breakfast, lunch and dinner option. Use <b>adjectives</b> to let your customers know what the foods will taste like.	Write a set of instructions to get to school from your house, using geographical vocabulary. Example: Turn south along Abbot Road. Cross the road before the roundabout.	Write a song which shows how people can feel. Which emotions will you choose to write about? Use a song you know and change the words so you can sing along.  We would love to sing along using your lyrics in school.	Choose a toy or personal belonging at home and write a letter in role to the owner to share how you are feeling. You could look at 'The Day The Crayons Quit' for inspiration.
<b><u>Foundation subjects</u></b>	Use your knowledge about being healthy to plan and help make a meal for you and your family at home. This might be breakfast, lunch, or dinner.	Research a Batik artist. What is their name? Where are they from? What do you like about their art?	Label a map of the United Kingdom with the 4 countries and their capital cities. What other locations can you add? Perhaps you can label where family members or friends live, or places you have been away to visit before.	Think about how life in Ivybridge and Gambia are different. Write a comparison about the two countries. You might like to add some subtitles like 'houses' and 'weather' to help organize your writing.	Create a comic book version of the Easter story. How will you make it interesting for the reader whilst making sure they know all the key parts of the story?
<b><u>Spelling</u></b>	Please practise the following spellings each week with your child. We will have a weekly spelling test each Friday in school focusing on the same words you have practised at home that week. Spelling tests will be recorded in the back of your child's home learning book so please see there to find out how they did! Please see the other side of this sheet for a variety of spelling practise activities.				
	didn't she'll it'll wasn't hasn't he'll can't don't	plant path bath hour move prove half money	shouldn't won't we're they've I'd you'd what's must've	improve sugar could would sure eye should who	Mr Mrs parents christmas everybody even love buy
<b><u>Reading</u></b>	<p>Some ideas and reminders for reading at home:</p> <ul style="list-style-type: none"> <li>• Read daily at home: <ol style="list-style-type: none"> <li>1. Your child could read their RWI book to you</li> <li>2. You could read a book to them</li> <li>3. Share a book together</li> </ol> </li> <li>• Remember to talk about the books you share</li> <li>• Watch the RWI videos matched to your child's RWI group (see website link here: <a href="https://www.woodlandspark.devon.sch.uk/page/?title=Read+Write+Inc%2E&amp;pid=135">https://www.woodlandspark.devon.sch.uk/page/?title=Read+Write+Inc%2E&amp;pid=135</a> )</li> <li>• Visit the local library when you can</li> </ul> <p>Please ensure reading books are always kept in your child's bag so they can be read with and returned whenever needed easily in school.</p>				
<b><u>Mathematical</u></b>	<p>Recently, we have focused our maths learning on temperature, shape and money. Any discussion, activities or games based on these them will help solidify their learning. You could:</p> <ul style="list-style-type: none"> <li>• Find out the temperature in different countries in different months</li> <li>• Find examples around the house of 2D shapes (square, rectangle, circle and quadrilaterals) and 3D shapes (cube, cuboid, sphere, pyramid and prism). Look at how many verticies there are.</li> <li>• Use coins and notes to add together and make different amounts. 'Top Marks Money games' are fun and interactive.</li> <li>• Begin to look at telling the time together - can they tell you when it is o'clock, half past, quarter past and quarter to? Which is the hour hand and the minute hand?</li> <li>• Continue using TTRockstars to secure the knowledge of 2s, 5s and 10s.</li> </ul>				

Our expectations:

In line with our home learning policy, we expect approximately one hour to be spent on home learning each week. This should include reading and maths skill practise. All other activities are suggestions and optional. If your child's class teacher asked you to practice specific skills in your recent parent consultation, this all counts too!

Thank you for your continued support at home, from the Year 2 team!

**Spelling strategies:**

Spelling Challenge

### UPPER and Lower

Write each of your words out **two** times.  
Write in **UPPERCASE** the first time and in **lowercase** the second time.

**LITERACY literacy**



Spelling Challenge

### Joined-Up Writing

First, write out your words in **normal writing**.  
Next, write them again in **joined-up writing**.

**literacy literacy**



Spelling Challenge

### Rainbow Words


Write your words out in pencil.  
Next, draw around each letter **five more times** using a different coloured pencil.

**literacy**



### Speed Writing


How often can you write the word correctly in one minute?



### Mnemonics

Making up a 'story' to help spell a word.


**s a d**  
Sally ate dumplings.



Spelling Challenge

### Pyramid Writing

Write each of your words like a pyramid:



Spelling Challenge

### Fancy Letters

Write each of your words using **fancy writing**. Your letters could be curly or dotty... or whatever you decide!

**happy**



Spelling Challenge

### Join the Dots


Write each of your words using **dots**. Then, **join the dots** with a coloured pencil to make your word.

**ink saving Eco**



### Words That Look the Same

Back is like pack and sack.

 **Look**  
 **Say**  
 **Cover**  
 **Write**  
 **Check**