

## Year 2 Home Learning - Autumn 2

In line with our home learning policy, we expect approximately one hour to be spent on home learning each week. This should include reading and maths skill practice. All other activities are suggestions and optional. If your child's class teacher has asked you to practice specific skills, this all counts too! Homework can be handed in by uploading your child's work on to Dojo so that their teacher can view and review it on the platform and your child has an opportunity to share their work with the class.

Thank you for your continued support at home, from the Year 2 team!

|                            | Week 2<br>Hand in: WB 10/11/25   | Week 3<br>Hand in: WB 17/11/25  | Week 4<br>Hand in: WB 24/11/25   | Week 5<br>Hand in: WB 1/12/25   | Week 6<br>Hand in: WB 8/12/25   | Week 7<br>Hand in: WB 15/12/25   |
|----------------------------|--|---|--|---|---|--|
| <u>English</u>             | Write a list of verbs and act them out. Eg. Sprinting, jumping   | Choose a character from a book and write about what they look like and their personality.       | Write sentences about what you did at the weekend using the conjunctions 'because' and 'but' | Choose your best 10 adjectives, which sum up the Great Fire of London and use them in sentences.  | Write a Christmas list for someone else using the word 'because' to say why you would get him or her those gifts.   | Write a different ending to 'Edgar the Dragon'.  |
| <u>Foundation subjects</u> | Write about how you feel about your Class and how it makes you feel safe and what you enjoy.   | How do we stay safe online? Present your thinking in a way you choose.                          | Create a fact file about the Great Fire of London including 10 facts you have learned.       | Create a piece of art illustrating your favorite character from a book you have read. You could use pens, pencils, charcoal, crayons, string etc. | Choose your own Christmas song to learn. You could learn how to sing it and add some dance moves. You could take pictures or video it and upload onto dojo.   | What did people learn after the GFOL? Draw a poster to show the things that were learned after the fire. |
| <u>Spelling</u>            | Please practice the following spellings each week with your child. We will have a weekly spelling test each Friday in school focusing on the same words you have practised at home that week. Spelling tests will be recorded in the back of your child's home learning book so please see there to find out how they did! Please see the other side of this sheet for a variety of spelling practice activities.  |   |  |   |   |  |
|                            | where<br>push<br>pull<br>full<br>love<br>house<br><br>crept<br>climbed<br>pranced  | couldn't<br>shouldn't<br>wouldn't<br>could<br>would<br>should<br><br>roared<br>shoal<br>puzzled | great<br>break<br>steak<br>door<br>poor<br>floor<br><br>shimmering<br>furious<br>cold        | wished<br>dreamed<br>laughed<br>cared<br>glanced<br>giggled<br>*adding 'ed' to root word<br>Spotted<br>Catch<br>kicked                            | cried<br>tidied<br>hurried<br>clapped<br>grinned<br>stepped<br>*lonely 'y' change it to an 'I' and add 'ed'<br>*short vowel sound and a single letter? Double it now to make it better.<br><br>wander<br>notice<br>demolish | after<br>fast<br>last<br>past<br>father<br>Christmas<br><br>extinguish<br>explore<br>donkey              |
| <u>Reading</u>             | Some ideas and reminders for reading at home: <ul style="list-style-type: none"> <li>Read daily at home either on Oxford Owl online or with the Read Write Inc books brought home</li> <li>Remember to talk about the books you share</li> <li>Visit the local library when you can</li> </ul>   |   |  |   |   |  |
| <u>Mathematical</u>        | Here are some suggested activities that support <ul style="list-style-type: none"> <li>Number bonds to 10 and to 100 - 3+7=10    30+70=100</li> <li>Practise counting in multiples of 2, 5 and 10 (starting at 0)</li> <li>Use Numbots to practise maths fluency skills (the quicker children recall known facts, the easier new maths concepts become)</li> <li>Use other games such as 'Hit the Button' ( <a href="https://www.topmarks.co.uk/maths-games/hit-the-button">https://www.topmarks.co.uk/maths-games/hit-the-button</a> ) and 'Maths Chase' ( <a href="https://www.mathschase.com/all-games/">https://www.mathschase.com/all-games/</a> times tables, addition and subtraction)</li> <li>Practise recalling addition facts within 10 (Eg 6+2)</li> </ul> |   |  |   |   |  |

Spelling strategies:

Spelling Challenge

**UPPER and Lower**

Write each of your words out **two** times.

Write in **UPPERCASE** the first time and in **lowercase** the second time.

**LITERACY literacy**

Spelling Challenge

**Joined-Up Writing**

First, write out your words in **normal writing**.

Next, write them again in **joined-up writing**.

**literacy literacy**

Spelling Challenge

**Rainbow Words**


Write your words out in pencil.

Next, draw around each letter **five more times** using a different coloured pencil.

**literacy**

**Speed Writing**

How often can you write the word correctly in one minute?




**Mnemonics**

Making up a 'story' to help spell a word.

**s a d**

Sally ate dumplings.



Spelling Challenge

**Pyramid Writing**

Write each of your words like a pyramid:



**s  
so  
some**

Spelling Challenge

**Fancy Letters**

Write each of your words using **fancy writing**. Your letters could be curly or dotty... or whatever you decide!



Spelling Challenge


**Join the Dots**

Write each of your words using **dots**. Then, **join the dots** with a coloured pencil to make your word.



**Words That Look the Same**

Back is like pack and sack.



**Look**



**Say**



**Cover**



**Write**



**Check**